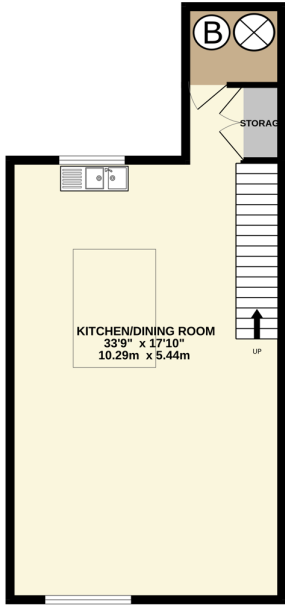
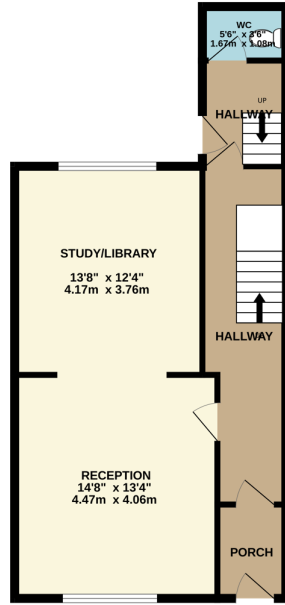


BASEMENT
580 sq.ft. (53.9 sq.m.) approx.



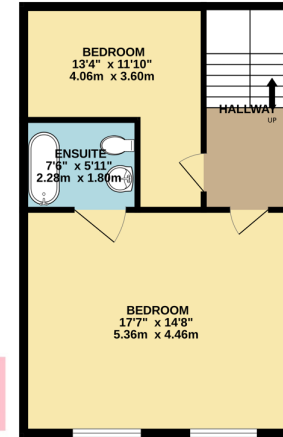
GROUND FLOOR
562 sq.ft. (52.2 sq.m.) approx.



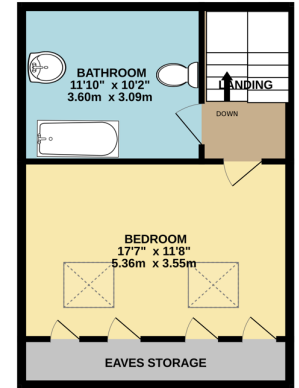
1ST FLOOR
582 sq.ft. (54.1 sq.m.) approx.



2ND FLOOR
492 sq.ft. (45.7 sq.m.) approx.



3RD FLOOR
436 sq.ft. (40.5 sq.m.) approx.



TOTAL FLOOR AREA : 2652 sq.ft. (246.4 sq.m.) approx.

Not to scale-for identification purposes only
Made with Metropix ©2025